



- 1 Hydraulic Lift Table Cart-(1-4)
- 2 Transmission Jack-(5-6)
- 3 Swivel Lifting Crane-(7-8)
- 4 Shop Crane -(9-10)
- 5 Long Ram Jack -(11)
- 6 Engine Stand-(12)
- 7 Engine Support & Load Leveler-(13)
- 8 Tire Changer & Pipe Bender-(14)
- 9 Spring Compressor-(15)
- 10 Motorcycle Lifter-(16)
- 11 Workshop Press-(17-20)
- 12 Hydraulic Air Jack - (21-22)
- 13 Farm Jack & Jack Stand -(23)
- 14 Hydraulic Porta Power-(24)
- 15 Hydraulic Hand Pump & Ram - (25)
- 16 Hydraulic Positioning Jack-(26-27)
- 17 Wheel Dolly-(28)
- 18 Vehicle Lifter-(29)
- 19 Automotive Rotisserie -(30)
- 20 Hydraulic Garage Jack-(31)
- 21 Portable Oil Drainer-(32)
- 22 Creeper & Roller Seat-(33)
- 23 Aluminum Tool Box -(34-35)
- 24 Aluminum Ramp & Car Ramp-(36)
- 25 Vehicle Bike Rack-(37)
- 26 Hydraulic Log Splitter -(38)



INTRODUCTION

MORE ABOUT US ? JUST CLICK

[www.powerfulmech.com](http://www.powerfulmech.com)

[www.tradewheel.com](http://www.tradewheel.com) To

Jiashan powerful machinery co., ltd

E-mail: [fyfan9622@126.com](mailto:fyfan9622@126.com)



**PM13005-(226kgs)**

**PM13030-(300kgs)**

MODEL	CAPACITY (KG)	MIN.H.T (MM)	MAX.H.T (MM)	TABLE SIZE LxW (MM)	N.W. (KG)	G.W. (KG)	PACKAGE SIZE (CM)	20'FT CNTR (PC)
PM13005	226	270	740	710x440	38	40	85x48x28	225
PM13030	300	285	770	810x500	53	55	95x55x28	180



**PM13050-(500kgs)**

**PM13047-(454kgs)**

MODEL	CAPACITY (KG)	MIN.H.T (MM)	MAX.H.T (MM)	TABLE SIZE LxW (MM)	N.W. (KG)	G.W. (KG)	PACKAGE SIZE (CM)	20'FT CNTR (PC)
PM13047	454	280	875	813x500	74	78	98x56x30	120
PM13050	500	295	770	810x500	57	59	97x55x32	168



**PM13016(150kgs)**

**PM13022(227kgs)**

**PM13023(227kgs)**

**PM13024(227kgs)**

MODEL	CAPACITY (KG)	MIN.H.T (MM)	MAX.H.T (MM)	TABLE SIZE LxW (MM)	N.W. (KG)	G.W. (KG)	PACKAGE SIZE (CM)	20'FT CNTR (PC)
PM13016	150	235	610	620x400	30	31.5	74x44.5x25	300
PM13022	227	230	720	706x450	41	43	81x50x26	270
PM13023	227	230	720	706x450	41	43	81x50x26	270
PM13024	227	230	720	706x450	41	43	81x50x26	270

**JIASHAN POWERFUL MACHINERY CO., LTD**

518#JIASHAN RD, JIASHAN COUNTY,ZHEJIANG,CHINA PC: 314100

TEL: 0086-573-84033180 FAX: 0086-84032939

WhatsApp: 0086-133 6235 8370 WeChat: 0086-13967305171

Email: fqin520@126.com Website: www.powerfulmech.com

www.tradewheel.com To: Jiashan powerful machinery co., ltd



# RAPID LIFT XT LIFT TABLE CART



Rapid Lift Technology--Just 8 stroke to reach the highest position




**PM13111-(1000LBS)**

**PM13112-(500LBS)**

MODEL	CAPACITY (KG)	MIN.H.T (MM)	MAX.H.T (MM)	TABLE SIZE LxW (MM)	WHEEL SIZE (MM)	N.W. (KG)	G.W. (KG)	PACKAGE SIZE (CM)	20'FT CTN (PC)
PM13111	454	406	1400	813x500	125	104	116	98x56x43	80
PM13112	227	370	1320	706X450	125	66	70	84x50x38.5	120

## HYDRAULIC TABLE WITH FOLDABLE HANLE



**PM13109-(330LBS)**

**PM13110-(1000LBS)**

MODEL	CAPACITY (KG)	MIN.H.T (MM)	MAX.H.T (MM)	TABLE SIZE LxW (MM)	WHEEL SIZE (MM)	N.W. (KG)	G.W. (KG)	PACKAGE SIZE (CM)	20'FT CTN (PC)
PM13109	150	225	760	700x450	100	41	45	88x51x32	144
PM13110	454	280	875	813x500	125	74	78	98x56x30	120



**PM13105--150KG**



**PM13106--300KG**



MODEL	CAPACITY (KG)	MIN.H.T (MM)	MAX.H.T (MM)	TABLE SIZE LxW (MM)	WHEEL SIZE (MM)	N.W. (KG)	G.W. (KG)	PACKAGE SIZE (CM)	20'FT CTN (PC)
PM13105	150	435	1430	830x500	125	86	90	94x59.5x46.5	80
PM13106	300	435	1585	1010x520	150	131	145	114x57.5x45.5	80



**PM13107--500KG**



MODEL	CAPACITY (KG)	MIN.H.T (MM)	MAX.H.T (MM)	TABLE SIZE LxW (MM)	WHEEL SIZE (MM)	N.W. (KG)	G.W. (KG)	PACKAGE SIZE (CM)	20'FT CTN (PC)
PM13107	500	440	1575	1010x520	150	144	157	114x57.5x46	80



**PM13108--800KG**



MODEL	CAPACITY (KG)	MIN.H.T (MM)	MAX.H.T (MM)	TABLE SIZE LxW (MM)	WHEEL SIZE (MM)	N.W. (KG)	G.W. (KG)	PACKAGE SIZE (CM)	20'FT CTN (PC)
PM13108	800	470	1410	1010x520	150	145	158	119x57.5x49	60



**PM13102--250KG**



**PM13103--500KG**



MODEL	CAPACITY (KG)	MIN.H.T (MM)	MAX.H.T (MM)	TABLE SIZE LxW (MM)	WHEEL SIZE (MM)	N.W. (KG)	G.W. (KG)	PACKAGE SIZE (CM)	20'FT CTN (PC)
PM13102	250	330	910	830x500	125	71	75	94x59.5x36	100
PM13103	500	435	1000	1010x520	150	108	114	114x57.5x45	80



**PM13104--750KG**



MODEL	CAPACITY (KG)	MIN.H.T (MM)	MAX.H.T (MM)	TABLE SIZE LxW (MM)	WHEEL SIZE (MM)	N.W. (KG)	G.W. (KG)	PACKAGE SIZE (CM)	20'FT CTN (PC)
PM13104	750	442	1000	1010x520	150	110	123	114x57.5x46	80



**PM13100--1000KG**



MODEL	CAPACITY (KG)	MIN.H.T (MM)	MAX.H.T (MM)	TABLE SIZE LxW (MM)	WHEEL SIZE (MM)	N.W. (KG)	G.W. (KG)	PACKAGE SIZE (CM)	20'FT CTN (PC)
PM13100	1000	445	950	1010x520	150	120	133	114x57.5x46.5	80



# TRANSMISSION JACK



- \* Telescopic 2-stage models for reduced clearance lifts.
- \* Foot pedal operation keeps hands free.
- \* Highly manoeuvrable on casters.



**PM08101**



**PM08201**



**PM08203**



**PM08204**

MODEL	CAPACITY (TON)	MIN HEIGHT (MM)	MAX HEIGHT (MM)	N.W. (KG)	G.W. (KG)	PACKAGE SIZE (CM)	20'FT CNTR (PC)
PM08101	1	860	1850	82	89	56x39x82	120
PM08201	0.5	870	1850	73	81	56x39x82	120
PM08203	0.5	850	1850	56	63	76x52x29	250
PM08204	0.5	855	1760	66	70	48x77x32	250



**PM08205**



**PM08301**



**PM08305**



**PM08304**

MODEL	CAPACITY (TON)	MIN HEIGHT (MM)	MAX HEIGHT (MM)	N.W. (KG)	G.W. (KG)	PACKAGE SIZE (CM)	20'FT CNTR (PC)
PM08205	0.5	850	1850	56	63	76x52x29	250
PM08301	0.5	1125	1940	30.5	36	112x24.5x29	375
PM08304	0.5	1100	1900	23	24	1# 100X22X26	250
				10	9	2# 86X86X11	
PM08305	0.5	1290	1785	31	32	84x27x20	430



# FLOOR TRANSMISSION JACK



**PM08605**



**PM08604HD**

MODEL	CAPACITY (TON)	MIN HEIGHT (MM)	MAX HEIGHT (MM)	N.W. (KG)	G.W. (KG)	PACKAGE SIZE (CM)	20'FT CNTR (PC)
PM08605	2	210	900	130	140	122x72x35	100
PM08604HD	2	210	900	130	140	122x72x35	100



**PM08404**



**PM08403**

MODEL	CAPACITY (TON)	MIN HEIGHT (MM)	MAX HEIGHT (MM)	N.W. (KG)	G.W. (KG)	PACKAGE SIZE (CM)	20'FT CNTR (PC)
PM08404	1.5	210	785	57	67	98x54x34	130
PM08403	1	200	760	55.5	65.5	94x53x26	210



**PM08401**



**PM08402**

MODEL	CAPACITY (TON)	MIN HEIGHT (MM)	MAX HEIGHT (MM)	N.W. (KG)	G.W. (KG)	PACKAGE SIZE (CM)	20'FT CNTR (PC)
pm08401	0.5	210	610	34.5	36.5	80x46x21	350
pm08402	0.5	165	680	37	42	88x46x26	250





**PM02401**



**PM02402**

MODEL	CAPACITY (LB)	BOOM WORKING RANGE (MM)	LIFTING RANGE (MM)	N.W. (KG)	G.W. (KG)	PACKAGE SIZE (CM)	20'FT CNTR (PC)
PM02401	1000	800-1500	0-1300	28	30	80x28.5x14	715
PM02402	1000	780-1300	0-2000	40.5	42.5	105x28x18	500

# SWIVEL LIFTING CRANE



**PM02403**



**PM02501**

MODEL	CAPACITY (LB)	BOOM WORKING RANGE (MM)	LIFTING RANGE (MM)	N.W. (KG)	G.W. (KG)	PACKAGE SIZE (CM)	20'FT CNTR (PC)
PM02403	1000	870-1290	0-2015	12 34	13 36	1# 34x33x32 2# 113x28x18	280
PM02501	2000	870-1290	0-2015	18 35	19 37	1# 34x33x32 2# 113x28x18	280

**JIASHAN POWERFUL MACHINERY CO., LTD**

518#JIASHAN RD, JIASHAN COUNTY,ZHEJIANG,CHINA PC: 314100

TEL: 0086-573-84033180 FAX: 0086-84032939

WhatsApp: 0086-133 6235 8370 WeChat: 0086-13967305171

Email: fqin520@126.com Website: www.powerfulmech.com



# SWIVEL LIFTING CRANE WITH HAND WINCH



PM02404



PM02503

MODEL	CAPACITY (LB)	BOOM WORKING RANGE (MM)	LIFTING RANGE (MM)	N.W. (KG)	G.W. (KG)	PACKAGE SIZE (CM)	20'FT CNTR (PC)
PM02404	1000	870-1290	0-2015	15	16	1# 34x33x32	280
				36	37	2# 113x32x18	
PM02503	2000	870-1290	0-2015	23	24	1# 34x33x32	280
				37	39	2# 113x32x18	

# SWIVEL LIFTING CRANE WITH AUTOMATIC BRAKE WINCH



PM02405



PM02502

MODEL	CAPACITY (LB)	BOOM WORKING RANGE (MM)	LIFTING RANGE (MM)	N.W. (KG)	G.W. (KG)	PACKAGE SIZE (CM)	20'FT CNTR (PC)
PM02405	1000	870-1290	0-2015	15	16	1# 34x33x32	280
				36	37	2# 113x32x18	
PM02502	2000	870-1290	0-2015	23	24	1# 34x33x32	280
				30.5	31.5	2# 113x32x18	



**pm SHOP CRANE**  
powerful-machinery



**PM02101**

**PM02103**

MODEL	CAPACITY (TON)	BOOM WORKING RANGE (MM)	LIFTING RANGE (MM)	N.W. (KG)	G.W. (KG)	PACKAGE SIZE (CM)	20'FT CNTR (PC)
PM02101	1	960-1240	0-2150	16 52	17 54	1# 76x38x16 2# 140x30x20	220
PM02103	1	960-1240	0-2150	28 39	29 41	1# 85x34x17 2# 137x29x18	220



2 Ton Air Hydraulic Folding Shop Crane

**PM02204**

**PM02201/PM02202/PM02203**

MODEL	CAPACITY (TON)	BOOM WORKING RANGE (MM)	LIFTING RANGE (MM)	N.W. (KG)	G.W. (KG)	PACKAGE SIZE (CM)	20'FT CNTR (PC)
PM02201	2	1050-1590	0-2360	23 60	24 61	1# 85x58x10 2# 144x30x16	200
PM02202	2	1050-1590	0-2360	23 55	24 56	1# 85x58x10 2# 144x30x16	220
PM02203	2	1050-1590	0-2360	18 55	19 56	1# 85x58x10 2# 144x30x16	240
PM02204	2	1050-1590	0-2360	19 66	20 68	1# 85x60x10 2# 165x30x16	200



**PM02301**



**PM02302**

MODEL	CAPACITY (TON)	BOOM WORKING RANGE (MM)	LIFTING RANGE (MM)	N.W. (KG)	G.W. (KG)	PACKAGE SIZE (CM)	20'FT CNTR (PC)
PM02301	3	1200-1830	0-2200	28 70 17	30 72 18	1# 134x81x11 2# 144x32x21 3# 72x19x15.5	110
PM02302	3	1200-1830	0-2200	28 79 14.5	29 82 15	133X86X10 147X30X20 70X18X15	110



# SUPER HEAVY DUTY SHOP CRANE



**PM0210A**



**PM0220A**



Model	Capacity(kg)	Min./Max.Height(mm)	Min./Max.Height(mm)	N.W./G.W.(kg)	Package Size	20'ft cntr
PM0210A	1000	1270-1570	255-2325	110/127	175X50X62	42
PM0220A	2000	1295-1595	175-2550	150/168	196X62X75	27

## LOW PROFILE FOLDING SHOP CRANE



**PM0205A**



**PM0210S (Ram Can Swivel)  
PM0210F**



Model	Capacity(kg)	Min./Max.Height(mm)	Min./Max.Height(mm)	N.W./G.W.(kg)	Package Size	20'ft cntr
PM0205A	500	895-1095	295-2170	72/85	156X50X55	56
PM0210S	1000	1009-1259	210-2300	71/90	148X41X39	120
PM0210F	1000	1009-1259	210-2300	71/90	148X41X39	120

## SUPER HEAVY DUTY SHOP CRANE



**PM02050**



**PM02100**

Model	Capacity(kg)	Min./Max.Height(mm)	Min./Max.Height(mm)	N.W./G.W.(kg)	Package Size	20'ft cntr
PM02050	500	1060-1360	470-2225	84/86	139X99X17	100
PM02100	1000	1360-2220	600-2220	95/101	139X99X18	100



**PM05003**



**PM05008**



**PM05008D**



**PM05008F**

MODEL	CAPACITY (TON)	MIN. HEIGHT (MM)	MAX. HEIGHT (MM)	N.W. (KG)	G.W. (KG)	PACKAGE SIZE (CM)	20'FT CNTR (PC)
PM05003	3	635	1127	9	10	72x13x12	1800
PM05008	8	632	1122	10	11	70x15x12	1600
PM05008D	8	632	1122	11	12	70x15x12	1500
PM05008F	8	632	1122	12	13	70x15x12	1500



**PM05008A**



**PM05012**



**PM05012A**

MODEL	CAPACITY (TON)	MIN. HEIGHT (MM)	MAX. HEIGHT (MM)	N.W. (KG)	G.W. (KG)	PACKAGE SIZE (CM)	20'FT CNTR (PC)
PM05008A	8	632	1122	12	13	70x15x12	1500
PM05012	12	650	1155	18	19	73x21x15	1000
PM05012A	12	650	1155	20	21	73x21x15	1000

## JIASHAN POWERFUL MACHINERY CO., LTD

518#JIASHAN RD, JIASHAN COUNTY,ZHEJIANG,CHINA PC: 314100

TEL: 0086-573-84033180 FAX: 0086-84032939

WhatsApp: 0086-133 6235 8370 WeChat: 0086-13967305171

Email: fqjin520@126.com Website: www.powerfulmech.com



# ENGINE STAND



**PM06101**

**PM06201**

**PM06301**

MODEL	CAPACITY (LB)	CENTER HEIGHT (MM)	N.W. (KG)	G.W. (KG)	PACKAGE SIZE (CM)	20'FT CNTR(PC)
PM06101	750	780	20	21	89x21x18	850
PM06201	1000	780	21	22	91x21x18	800
PM06301	1250	905	26	27	94x23x20	660



**PM06401**

**PM06501**

**PM06502**

MODEL	CAPACITY (LB)	CENTER HEIGHT (MM)	N.W. (KG)	G.W. (KG)	PACKAGE SIZE (CM)	20'FT CNTR(PC)
PM06401	1500	820	29	30	87x24x21	500
PM06501	2000	810	38	40	98x35x16	380
PM06502	2000	815	39	41	95x45x17	380



**PM06504**

**PM06503**

**PM06505**

MODEL	CAPACITY (KG)	CENTER HEIGHT (MM)	N.W. (KG)	G.W. (KG)	PACKAGE SIZE (CM)	20'FT CNTR(PC)
PM06503	900	1050	16	17	1# 119.5x86x7	180
			38	45	2# 112x27x23	
PM06504	300	820	29	36	1# 97x73x10	185
			35	40	2# 85x31x28	
PM06505	800	945	65	72	1# 135x96.5x13	
			71	81	2# 98x41.5x29	100



**PM06601**



**PM06602A**



**PM06602**



**PM06603**



**PM06604**

MODEL	CAPACITY (KG)	WORKING RANGE (MM)	HEIGHT ADJ. (MM)	N.W. (KG)	G.W. (KG)	PACKAGE SIZE (CM)	20'FT CNTR (PC)
PM06601	300	1015-1380	0-305	15	16	103x20x8	1150
PM0662A	500	1020-1600	0-305	15	16	103X20X8	1150
PM06602	500	730-1480	0-205	17	18	153x12x12	1100
PM06603	500	730-1780	0-205	21	22	183x12x12	950
PM06604	500	1020-1630	0-220	23	24	173x18x8	800

## ENGINE LOAD LEVELER



**PM06701**



**PM06702**



**PM06703**

MODEL	CAPACITY (KG)	operating range (mm)	N.W. (KG)	G.W. (KG)	PACKAGE SIZE (CM)	20'FT CNTR (PC)
PM06701	500	430	5.5	6	77x24x11	1400
PM06702	750	415	4.5	4.8	68x23x8	1850
PM06703	750	315	5.4	5.8	47x20x6	2500



**PM06704**



**PM06705**



**PM06706**  
Capacity: 4000 lbs

MODEL	CAPACITY (KG)	operating range (mm)	N.W. (KG)	G.W. (KG)	PACKAGE SIZE (CM)	20'FT CNTR (PC)
PM06704	750	315	5.8	6.2	47x20x6	2500
PM06705	750	315	6	6.5	57x20x5.5	2500
PM06706	1800	350	6	6.5	58x25x7	2500



# PIPE BENDER



**PM09201**



**PM09202**

MODEL	CAPACITY (TON)	DIE SIZE (INCH)	N.W. (KG)	G.W. (KG)	PACKAGE SIZE (CM)	20'FT CNTR (PC)
PM09201	12	1/2", 3/4", 1", 1-1/4", 1-1/2", 2"	38.5	40	65x59x18	400
PM09202	12		41	43	64x58x25	270



**PM09301**



**PM09302**

MODEL	CAPACITY (TON)	DIE SIZE (INCH)	N.W. (KG)	G.W. (KG)	PACKAGE SIZE (CM)	20'FT CNTR (PC)
PM09301	16	1/2", 3/4", 1", 1-1/4", 1-1/2", 2"	41	43	1# 68x64x20	250
			25	26	2# 45x39x12	
PM09302	16	2-1/2", 3"	44	46	1# 67x63x27	190
			25	26	2# 45x39x12	

# TIRE CHANGER



**PM09501**

**PM09502**

**PM09504**

MODEL	DESCRIPTION	N.W. (KG)	G.W. (KG)	PACKAGE SIZE (CM)	20'FT CNTR (PC)
PM09501	TO SUIT TIRE FROM 4" TO 16.5" DIMATER	28	35	52x38x71	198
PM09502	BASE SIZE: 15-3/8" x 18-1/2" WHEEL REST PLATE: 7-1/2"D x 3/16"	16	17	97x22x19	650
PM09504	TIRE RIM CAP.: 15"-21", WIDTH: 50-150MM	4	4.6	67x22x7	2300



**PM09401**

**30° BENDING BRAKE**  
Bend materials up to 17 gauge  
Steel and make up to 90 bends  
Dimensions: 34-1/2"L x 6"L x 2-7/8"H

## 30° BENDING BRAKE

MODEL# **PM09401**

N.W.:/G.W.:13.8/14.5 kgs

Package Size: 91.5x18x8 cm

20'ft cntr: 1400 pcs





**PM08701**



**PM08702**



**PM08703**



**PM08704**

Model	Capacity (ton)	Spring Size (mm)	Compression Length (mm)	Lower Yoke Travel (mm)	N.W. (kg)	G.W. (kg)	Package Size (cm)	20'ft cntr (pc)
PM08701	1	102-380	210-570	320	30	34	118x28x18	450
PM08702	1	102-380	210-570	320	32	36	118x28x18	450
PM08703	1	102-160	//	320	30	34	118x28x18	450
PM08704	1	102-160	//	320	32	36	118x28x18	450



**PM08703G**



**M08706**



**PM08707**

Model	Capacity (ton)	Spring Size (mm)	Compression Length (mm)	Lower Yoke Travel (mm)	N.W. (kg)	G.W. (kg)	Package Size (cm)	20'ft cntr (pc)
PM08703G	1	102-160	//	320	32	36	118x28x18	450
PM08706	1	102-160	//	320	34	38	118x28x18	450
PM08707	1	105-180	//	310	67	89	140x52x28	110

## GUARD COVER FOR SPRING COMPRESSOR



**Small Model**



N.W./G.W.: 4.5/5.5 kgs  
Package Size: 53x33x9 cm



**Big Model**



# MOTORCYCLE LIFTER



**PM07101**



**PM07102**

MODEL	CAPACITY (LB)	MIN.H.T. (MM)	MAX.H.T. (MM)	PLATFORM SIZE (MM)	RAMP SIZE (MM)	N.W. (KG)	G.W. (KG)	PACKAGE SIZE (CM)	40'FT CNTR (PC)
PM07101	800	200	780	1350x530	530x850	103.5	125.5	151x71x24	184
PM07102	800	200	780	1350x530	530x850	105.5	127.5	151x71x24	184



**PM07201**



**PM07202**

MODEL	CAPACITY (LB)	MIN.H.T. (MM)	MAX.H.T. (MM)	PLATFORM SIZE (MM)	RAMP SIZE (MM)	N.W. (KG)	G.W. (KG)	PACKAGE SIZE (CM)	40'FT CNTR (PC)
PM07201	1000	195	780	1800X660	660X690	133	155	191X77X23	120
PM07202	1000	195	780	1800X660	660X690	135	157	191X77X23	120



**PM07203**



**PM07204**

MODEL	CAPACITY (LB)	MIN.H.T. (MM)	MAX.H.T. (MM)	PLATFORM SIZE (MM)	RAMP SIZE (MM)	N.W. (KG)	G.W. (KG)	PACKAGE SIZE (CM)	40'FT CNTR (PC)
PM07203	1000	195	780	1800X660	660X690	135	157	191X77X23	120
PM07204	1000	185	770	2200X680	680X550	145	167	225X75X25	120



**PM07401**



**PM07404**



**PM07701**



**PM07408**

MODEL	CAPACITY (KG)	MIN.H.T. (MM)	MAX.H.T. (MM)	PLATFORM SIZE (MM)		N.W. (KG)	G.W. (KG)	PACKAGE SIZE (CM)	20'FT CNTR (PC)
PM07401	136	355	895	410x350		30	32	50.5x44x38	350
PM07404	136	355	895	410x350		32	35	50.5x44x38	350
PM07701	500	90	405	450x150		14	15	53x34x10	1430
PM07408	680	115	370	//		30	32	81x41x14	550



**PM01201**



**PM01401**



**PM01501**



**PM01601**

MODEL	CAPACITY (TON)	WORKING RANGE (MM)	N.W. (KG)	G.W. (KG)	PACKAGE SIZE (CM)	20'FT CNTR (PC)
PM01201	6	0-245	31	32	97x46x12	550
PM01401	12	0-700	23	24	1# 58x23x18 2# 136x23x10	450
PM01501	20	0-915	41.5	43.5	1# 83x24x28 2# 160x15x15	240
PM01601	30	0-770	55	56	1# 83x36x17 2# 170x78x31	50



**PM01901**



**PM01902**



**PM01903**



**PM01906**

MODEL	CAPACITY (TON)	WORKING RANGE (MM)	N.W. (KG)	G.W. (KG)	PACKAGE SIZE (CM)	20'FT CNTR (PC)
PM01901	50	0-800	216	228	94X33X175	25
PM01902	50	0-800	218	230	94X33X175	25
PM01903	50	0-800	216	228	94X33X175	25
PM01906	50	0-730	280	326	191.5x105x44	25



**PM01101**

**PM01301**

**PM01402**

**PM01403**

MODEL	CAPACITY (TON)	WORKING RANGE (MM)	N.W. (KG)	G.W. (KG)	PACKAGE SIZE (CM)	20'FT CNTR (PC)
PM01101	4	0-330	32	33	63x30x15	650
PM01301	10	0-340	48	50	75x53x16	405
PM01402	12	0-910	25 43	26 45	1# 62.5x26x17 2# 137.5x16.5x20.5	290
PM01403	12	0-910	28.5 44	29.5 46	1# 54x30x11 2# 137.5x16.5x21.5	290



**PM01502**

**PM01503**

**PM01504**

**PM01505**

MODEL	CAPACITY (TON)	WORKING RANGE (MM)	N.W. (KG)	G.W. (KG)	PACKAGE SIZE (CM)	20'FT CNTR (PC)
PM01502	20	0-955	97	106	156x26x17	190
PM01503	20	0-955	97	106	156x26x17	190
PM01504	20	0-955	95	105	156x26x17	190
PM01505	20	0-955	98	108	156x26x17	190



# SHOP PRESS WITH GAUGE



**PM01602**



**PM01603**



**PM01604**

MODEL	CAPACITY (TON)	WORKING RANGE (MM)	N.W. (KG)	G.W. (KG)	PACKAGE SIZE (CM)	20'FT CNTR (PC)
PM01602	30	0-960	127	138	155x28x20	160
PM01603	30	0-960	127	138	155x28x20	160
PM01604	30	0-960	127	138	155x28x20	160



**PM01701**



**PM01801**

MODEL	CAPACITY (TON)	WORKING RANGE (MM)	N.W. (KG)	G.W. (KG)	PACKAGE SIZE (CM)	20'FT CNTR (PC)
PM01701	40	0-800	195	210	94x33x175	25
PM01801	45	0-800	218	230	94x33x175	25



**PM01606**



**PM1903F**

MODEL	CAPACITY (TON)	WORKING RANGE (MM)	N.W. (KG)	G.W. (KG)	PACKAGE SIZE (CM)	20'FT CNTR (PC)
PM01606	30	151-1031	162	185	194x78x27	63
PM1903F	50	69-1048	300	345	211X98X32	36

# AIR HYDRAULIC SHOP PRESS



**75TON SHOP PRESS  
PM1904B-- (LIGHT DUTY)**



**75TON SHOP PRESS  
PM1904F-- (LIGHT DUTY)  
With foot control**

MODEL	CAPACITY (TON)	WORKING RANGE (MM)	N.W. (KG)	G.W. (KG)	PACKAGE SIZE (CM)	20'FT CNTR (PC)
PM1904B	75	130-1140	285	308	96x31x212	36
PM1904F	75	170-884	287	310	96x31x212	36



MODEL	CAPACITY (TON)	MIN.HEIGHT (MM)	MAX.HEIGHT (MM)	LIFTING HEIGHT (MM)	N.W. (KG)	G.W. (KG)	PACKAGE SIZE (CM)	20'FT CNTR (PC)
PM03201	20	210	410	80	14	15	26x21x23	1300
PM03202	20	260	510	80	15	16	28x20x28	1300
PM03203	20	220	430	80	14	15	26x21x24	1300



MODEL	CAPACITY (TON)	MIN.HEIGHT (MM)	MAX.HEIGHT (MM)	LIFTING HEIGHT (MM)	N.W. (KG)	G.W. (KG)	PACKAGE SIZE (CM)	20'FT CNTR (PC)
PM03301	30	250	405	150	21	22	29x22x27	950
PM03302	32	250	405	150	21	22	29x22x27	950
PM03303	35	250	405	150	21	22	29x22x27	950
PM03101	12	250	495	80	12	13	24x18x28	1300
PM03005	5	210	430	80	7	7.5	20x17x24	2000



MODEL	CAPACITY (TON)	MIN.HEIGHT (MM)	MAX.HEIGHT (MM)	LIFTING HEIGHT (MM)	N.W. (KG)	G.W. (KG)	PACKAGE SIZE (CM)	20'FT CNTR (PC)
PM03501	22	225+20	435+100	130	36	39	64x35x30	400
PM03502	30	263+20	538+100	155	42	45	64x35x32	400
PM03503	35	263+20	538+100	155	42	45	64x35x32	400
PM03504	50	267+20	427+100	160	44.5	47.5	64x35x32	400



**PM80064**



**PM80051**

MODEL	CAPACITY (TON)	MIN.HEIGHT (MM)	MAX.HEIGHT (MM)	LIFTING HEIGHT (MM)	N.W. (KG)	G.W. (KG)	PACKAGE SIZE (CM)	20'FT CNTR (PC)
PM80064	30	250	400	150	21	22	29x22x27	950
PM80051	20	220	430	130	14	15	26x21x24	1300



**PM80041**



**PM80042**



**PM80021**

MODEL	CAPACITY (TON)	MIN.HEIGHT (MM)	MAX.HEIGHT (MM)	LIFTING HEIGHT (MM)	N.W. (KG)	G.W. (KG)	PACKAGE SIZE (CM)	20'FT CNTR (PC)
PM80041	20	260	510	170	15	16	28x20x28	1300
PM80042	20	178	328	90	13	14	32x18x19	1300
pm80021	12	250	495	165	12	13	24x18x28	1600



**PM80080**



**PM80081**

MODEL	CAPACITY (TON)	MIN.HEIGHT (MM)	MAX.HEIGHT (MM)	LIFTING HEIGHT (MM)	N.W. (KG)	G.W. (KG)	PACKAGE SIZE (CM)	20'FT CNTR (PC)
PM80080	50	265	425	160	32	34	46X28X31	500
PM80081	50	265	425	160	32	34	46X28X31	500





MODEL	CAPACITY (TON)	MIN. HEIGHT (MM)	MAX. HEIGHT (MM)	N.W. (KG)	G.W. (KG)	PACKAGE SIZE (CM)	20'FT CNTR (PCS)
PM05020	20"	155	480	12	13	62X24.5X14	1320
PM05033	33"	155	700	13	14	92X24.5X14	950
PM05048	48"	155	1070	14	15	124X24.5X14	670
PM05048HD	48"	115	1289	16.5	17.5	135x26.5x14	500
PM05060	60"	155	1350	15	16	152X24.5X14	550

## UNDER HOIST STAND & JACK STAND




MODEL	CAPACITY (KG)	MIN. HEIGHT (MM)	MAX. HEIGHT (MM)	N.W. (KG)	G.W. (KG)	PACKAGE SIZE (CM)	20'FT CNTR (PCS)
PM04000	680	137	205	13.5	15	140x38x10	550
PM04001	680	137	205	14.5	16	140x38x10	550
PM04002	2000	275	420	4.5	5	19x17x33	2500
PM04003	3000	285	428	6.2	6.7	20.5x18.5x32.5	2150
PM04006	6000	415	610	11	12	27.5x24.5x45	940
PM04012	12000	487	748	25	26	33x30x58	500



PM05101



PM05201



PM05202

MODEL	CAPACITY (TON)	STROKE (MM)	MIN.HEIGHT (MM)	N.W. (KG)	G.W. (KG)	PACKADE SIZE (CM)	20'FT CNTR (PC)
PM05101	4	120	267	18.5	19.5	59.5x33.5x18	800
PM05201	10	130	322	30.5	31.5	75x41x17	570
PM05202	10	130	322	31.5	33	91x40.5x18	410



PM05301



PM05302

MODEL	CAPACITY (TON)	STROKE (MM)	MIN.HEIGHT (MM)	N.W. (KG)	G.W. (KG)	PACKADE SIZE (CM)	20'FT CNTR (PC)
PM05301	20	145	385	41	43	76X33X26	500
PM05302	30	160	398	47	49	76X33X26	500

## HYDRAULIC TIE BAR TOOL KIT



PM10106



PM10107



PM10108

PM10109

MODEL	CAPACITY (TON)	STROKE (MM)	Package Style	N.W. (KG)	G.W. (KG)	PACKADE SIZE (CM)	20'FT CNTR (PC)
PM10106	2-10 T	//	Blow Case	22	23	53x50x10.5	750
PM10107	2-10 T	//	Iron Box	22	23	65x45x11	750
PM10108	10 T	//	Iron Box	22	23	53x50x11	800
PM10109	5 T	//	Iron Box	22	23	53x50x11	800



**PM10400 PM10401**

MODEL	CAPACITY	N.W.(KG)	G.W.(KG)
PM10400	4 ton	5	6
PM10401	10 ton	7	8



**PM10402 PM10403**

MODEL	CAPACITY	N.W.(KG)	G.W.(KG)
PM10402	20 ton	8	9
PM10403	30 ton	9	10

## PULL BACK RAM



**PM10102**



**PM10105**

MODEL	CAPACITY (TON)	STROKE (MM)	MAX. LENGTH (MM)	N.W. (KG)	G.W. (KG)	PACKAGE SIZE (CM)	20'FT CNTR (PC)
PM10102	2	120	575	18	19	60x29x23/6pcs	6500
PM10105	5	130	665	33	35	69x29x23/6pcs	3480



**PM10110**



**PM10120**

MODEL	CAPACITY (TON)	STROKE (MM)	MAX. LENGTH (MM)	N.W. (KG)	G.W. (KG)	PACKAGE SIZE (CM)	20'FT CNTR (PC)
PM10110	10	130	715	32	34	68x34x22/4pcs	2200
PM10120	20	200	980	20	21	92x25x11	980



# HYDRAULIC VEHICLE POSITIONING JACK



PM80161 Steel Roller



PM80162 Aluminum Roller

MODEL	CAPACITY (LBS)	Roller Length (INCH)	Min./Max Width (MM)	N.W. (KG)	G.W. (KG)	PACKAGE SIZE (CM)	20'FT CNTR (PC)
PM80161	1500	12	345-650	20.5	22.5	68x62x22	280
PM80162	1500	12	345-650	18.5	20.5	68x62x22	280



PM80163 PC Roller



PM80180 Steel Roller

MODEL	CAPACITY (LBS)	Roller Length (INCH)	Min./Max Width (MM)	N.W. (KG)	G.W. (KG)	PACKAGE SIZE (CM)	20'FT CNTR (PC)
PM80163	1500	12	345-650	18	20	68x62x22	280
PM80180	1500	13	425-700	22	25	70x65x21	250



PM05503 PC Roller



PM05602 PC Roller

MODEL	CAPACITY (LBS)	Roller Length (INCH)	Min./Max Width (MM)	N.W. (KG)	G.W. (KG)	PACKAGE SIZE (CM)	20'FT CNTR (PC)
PM05503	1500	9	345-650	17	19	62x62x22	280
PM05602	1500	12	345-650	18	20	68x62x22	280



# HYDRAULIC VEHICLE POSITIONING JACK



PM80164 Detachable

PM80141 Detachable Mechanical

MODEL	CAPACITY (LBS)	Roller Length (INCH)	Min./Max Width (MM)	N.W. (KG)	G.W. (KG)	PACKAGE SIZE (CM)	20'FT CNTR (PC)
PM80164	1500	12	345-650	18.5	19.5	65x24x18	900
PM80141	1250	12	335-595	17.3	18	63x19x16	1000



PM80130 9" Mechanical  
PM80140 12" Mechanical

MODEL	CAPACITY (LBS)	Roller Length (INCH)	Min./Max Width (MM)	N.W. (KG)	G.W. (KG)	PACKAGE SIZE (CM)	20'FT CNTR (PC)
PM80130	1250	9	335-595	13.5	15.5	62x60x22	300
PM80140	1250	12	335-595	14	16	68x60x22	280

## VEHICLE WHEEL DOLLY



PM05801 1000 LBS  
PM05802 2000LBS

PM05804 Iron

PM05805 Nylon

MODEL	CAPACITY (LBS)	Overall Size (MM)	Caster Size (MM)	N.W. (KG)	G.W. (KG)	PACKAGE SIZE (CM)	20'FT CNTR (PC)
PM05801	1000	605x365x140	90	19	20	65x42x12	800
PM05802	2000	605x365x140	90	21	22	65x42x12	800
PM05804	1500	400x300x120	75	15.5	16	42.5x35.5x10.5	1100
PM05805	1500	400x300x120	75	15.5	16	42.5x35.5x10.5	1100



**PM09602**

**PM09603 (Mechanical)**

**PM09604**

Model	Capacity (KG)	Exension Length (MM)	Max.Wheel Width (MM)	N.W. (KG)	G.W (KG)	Package Size (CM)	20'ft cntr (PC)
PM09602	1200	750	500	118	140	131x103x32	65
PM09603	1200	750	500	102	132	131x103x32	65
PM09604	1500	750	1000	131.5	171.5	137x144x25	50

## TRUCK WHEEL DOLLY



**Model:PM09600**

Capacity: 150 kgs  
 Casrer Size: 3 Inch  
 N.W.:/G.W.: 6.5/7 kgs  
 Package Size: 73x66x9 cm  
 20'ft cntr:650 pcs

**Model:PM09601**

Capacity: 300 kgs  
 Casrer Size: 3 Inch  
 N.W.:/G.W.: 7.5/8.5 kgs  
 Package Size: 73x66x9 cm  
 20'ft cntr:650 pcs

## AIR BUMP JACK



**Model:PM18031**

Capacity: 2500 Lbs  
 Min.Height: 280 mm  
 Max.Height: 1080 mm  
 Lifting Height: 800 mm  
 N.W.:/G.W.: 88/89 kgs  
 Package Size: 95x94x120 mm  
 20'ft cntr: 36 pcs



**Model::PM05803**

Capacity: 500 Kgs  
 Working Range: 90-255 mm  
 N.W.:/G.W.: 61/73 Kgs  
 Package Size: 107x103x17.5 cm  
 20'ft cntr: 130 pcs



**PM80503**



**PM80504 Adjustable**

MODEL	CAPACITY (TON)	MIN. HEIGHT (MM)	MAX. HEIGHT (MM)	LENGTH (MM)	N.W. (KG)	G.W. (KG)	PACKAGE SIZE (CM)
PM80503	2000	150	585	1530	59	86	160x88x28
PM80504	2000	150	585	775/1130/1530	68	92	139x89x28



**PM80500**



**PM80501 Adjustable**

MODEL	CAPACITY (TON)	MIN. HEIGHT (MM)	MAX. HEIGHT (MM)	LENGTH (MM)	N.W. (KG)	G.W. (KG)	PACKAGE SIZE (CM)
PM80500	2000	150	585	1530	59	86	160x88x28
PM80501	2000	150	585	775/1130/1530	68	92	139x89x28



**PM80502**



**PM80505 (NEW)**

MODEL	CAPACITY (TON)	MIN. HEIGHT (MM)	MAX. HEIGHT (MM)	LENGTH (MM)	N.W. (KG)	G.W. (KG)	PACKAGE SIZE (CM)
PM80502	3000	175	650	1700	125	160	177x106x22
PM80505	2000	110	560	560x140	41	62	158x85x14.5



MODEL	CAPACITY (LB)	MIN.H.T (MM)	MAX.H.T (MM)	OPENING WIDTH (CM)	N.W. (KG)	G.W. (KG)	PACKAGE SIZE (CM)	20'FT CNTR (PC)
PM17103	2000	450	1150	excess of 600	195	215	154x73x35.5	66
PM17104	3000	450	1150	excess of 600	208	228	154x73x35.5	66
PM17105	4000	450	1150	excess of 600	216	236	154x74.5x35.5	66
PM17106	4500	450	1150	excess of 600	216	236	154x74.5x35.5	66

## CAR ROTISSERIE WITH GEARBOX



MODEL	CAPACITY (LB)	MIN.H.T (MM)	MAX.H.T (MM)	OPENING WIDTH (CM)	N.W. (KG)	G.W. (KG)	PACKAGE SIZE (CM)	20'FT CNTR (PC)
PM17103G	2000	450	1150	excess of 600	210	230	154x73x35.5	66
PM17104G	3000	450	1150	excess of 600	224	244	154x73x35.5	66
PM17105G	4000	450	1150	excess of 600	238	260	154x74.5x35.5	66
PM17106G	4500	450	1150	excess of 600	246	268	154x74.5x35.5	66

**JIASHAN POWERFUL MACHINERY CO., LTD**

518#JIASHAN RD, JIASHAN COUNTY, ZHEJIANG, CHINA PC: 314100

TEL: 0086-573-84033180 FAX: 0086-84032939

WhatsApp: 0086-133 6235 8370 WeChat: 0086-13967305171

Email: fqlin520@126.com Website: www.powerfulmech.com





MODEL NO	CAPACITY (TON)	MIN.HT. (MM)	MAX.HT. (MM)	N.W. (KG)	G.W. (KG)	PACKAGE SIZE (CM)	20'FT CNTR (PC)
PM04205	5	160	580	95	107	154x42x27	160



MODEL NO	CAPACITY (TON)	MIN.HT. (MM)	MAX.HT. (MM)	N.W. (KG)	G.W. (KG)	PACKAGE SIZE (CM)	20'FT CNTR (PC)
PM04210	10	180	580	142	160	166x52x37	100
PM04215	15	180	580	155	175	166x52x37	100



MODEL NO	CAPACITY (TON)	MIN.HT. (MM)	MAX.HT. (MM)	N.W. (KG)	G.W. (KG)	PACKAGE SIZE (CM)	20'FT CNTR (PC)
PM04220	20	180	580	160	180	166x52x37	100



**PM04202**



**PM04203**

MODEL NO	CAPACITY (TON)	MIN.HT. (MM)	MAX.HT. (MM)	N.W. (KG)	G.W. (KG)	PACKAGE SIZE (CM)	20'FT CNTR (PC)
PM04202	2	80	140	61	66	126x44x21	230
PM04203	3	63	145	62	68	118x47x21	230



**M15501**



**PM15602**



**PM15503**

MODEL	CAPACITY(GAL.)	N.W.(KG)	G.W.(KG)	PACKADE SIZE(CM)	20'FT CNTR(PC)
PM15501	18	23	25	95x45x43	150
PM15503	20	24	26	95x45x43	150
PM15602	15	5/5PCS	6/5PCS	56x47x55/5pcs	900

## OIL DRAIN PAN



**PM15607**



**PM15607P(Hand Pump)**



**PM15605(Hand Pump)**

MODEL	CAPACITY	product size(cm)	N.W.(KG)	G.W.(KG)	PACKADE SIZE(CM)	20'FT CNTR(PC)
PM15605	17 G	110x70x19	21.5	23.5	114x73x20	165
PM15607	17 G	117x64x67	19	21	104x56x18	240
PM15607P	17 G	117x64x67	21	22	105x58x20	240

## PORTABLE OIL DRAINER WITH STOPPERS



**PM15608**



**PM15609**

MODEL	CAPACITY	product size(cm)	N.W.(KG)	G.W.(KG)	PACKADE SIZE(CM)	20'FT CNTR(PC)
PM15608	95 L	112x78x19.5	22	23	116x80x20	110
PM15609	60 L	108x58.5x19.5	16	18	111x61x17	240



**PM11201(40 Inch)**

**PM11202(40 Inch)**

MODEL NO	CAPACITY(LBS)	N.W.(KG)	G.W.(KG)	PACAKGE SIZE(CM)	40'FT CNTR
PM11201	300	6	7	103x44x11	1100
PM11202	300	7	8	103x44x11	1100

## PLASTIC CREEPER



**PM11207(42 Inch)**

**PM11204(40 Inch)**

MODEL NO	CAPACITY(LBS)	N.W.(KG)	G.W.(KG)	PACAKGE SIZE(CM)	40'FT CNTR
PM11207	440	5.4	6.5	110x55.5x10	950
PM11204	300	5	6.5	103x50x10.5	1000

## H-TOP ADJUSTABLE CREEPER

## ROLLER SEAT



**PM11206**

**PM11301**

MODEL NO	CAPACITY(LBS)	N.W.(KG)	G.W.(KG)	PACAKGE SIZE(CM)	40'FT CNTR
PM11301	250	6	6.5	41x41x12	2900
PM11206	400	30	33	1# 120X57X19.5	400
				2#50X6.5X47.5	
				3#30.5X12X12	




**PM12501**



**PM12502**



**PM12503**




**PM12504**



ITEM NO	PRODUCT SIZE (CM)	N.W. (KG)	G.W. (KG)	PACKAGE SIZE (CM)
PM12501	83x49x46	9.2	11	86x55x48.5
PM12502	75x40x25	6	7	76x26x41.5
PM12503	75x40x25	6	7	76x26x41.5
PM12504	177.5x40x40	17.5	19	180x42x42



**PM12605**



**PM12606**



**PM12607**



ITEM NO	PRODUCT SIZE (CM)	N.W. (KG)	G.W. (KG)	PACKAGE SIZE (CM)
PM12605	144.5x50x70	25.5	28	146x54x71.5
PM12606	144.5x50x60	23.5	25.5	146.5x52x61.5
PM12607	121x50x70	22	24	122x52x72




**PM12608**



**PM12609**



ITEM NO	PRODUCT SIZE (CM)	N.W. (KG)	G.W. (KG)	PACKAGE SIZE (CM)
PM12608	121x52x70	23	25	122x55x72
PM12609	180x50x70	38	40	182x52x72



PM12610

PM12601

PM12603

PM12602


PM12604

The four boxes in the picture can be sold in one set.  
Also can be sold separately.

ITEM NO	BOX NO	PRODUCT SIZE (CM)	N.W. (KG)	G.W. (KG)	PACKAGE SIZE (CM)
PM12601	BOX 1	57.5x24.5x22	3.5	4.5	58.5x28x23.5
PM12602	BOX 2	76.5x33.5x24.5	6	7	78x35x26
PM12603	BOX 3	123.5x38.5x38.5	13	14	125x40x40
PM12604	BOX 4	144.5x52x46.5	21.5	23.5	146x53.5x48.5
PM12610		FOUR BOXES	44	46	146x53.5x48.5



PM12701



PM12703

ITEM NO	PRODUCT SIZE (CM)-LxWxH	N.W. (KG)	G.W. (KG)	PACKAGE SIZE (CM)	20"CTN
PM12701	61X43X45	7.5	9	63X44.5X47	220
PM12703	91X43X45.5	10	11	93X44.5X47	150



PM12702



PM12705

ITEM NO	PRODUCT SIZE (CM)-LxWxH	N.W. (KG)	G.W. (KG)	PACKAGE SIZE (CM)	20"CTN
PM12702	175X31X34	14.5	16	177x32x35.5	126
PM12705	99x33x25.4	7.5	9	101x35x28	256



**PM20101/PM20102**



**PM20202**

MODEL	CAPACITY (KG)	LENGTH (MM)	WIDTH (MM)	N.W. (KG)	G.W. (KG)	PACKADE SIZE (CM)	20'FT CNTR (PC)
PM20101	200	1800	290	6.5	7.5	96x32x16	540
PM20102	200	2100	290	7	8	111x32x16	420
PM20202	320	2280	295	8.5	9.5	119x32.5x16	400



**PM20203**



**PM20304**

MODEL	CAPACITY (KG)	LENGTH (MM)	WIDTH (MM)	N.W. (KG)	G.W. (KG)	PACKADE SIZE (CM)	20'FT CNTR (PC)
PM20203	320	2280	295	7.5	8.5	119x32.5x16	400
PM20304	5000	min./max.height:230/310mm		37	39	141x36x32	160

**JIASHAN POWERFUL MACHINERY CO., LTD**

518#JIASHAN RD, JIASHAN COUNTY,ZHEJIANG,CHINA PC: 314100

TEL: 0086-573-84033180 FAX: 0086-84032939

WhatsApp: 0086-133 6235 8370 WeChat: 0086-13967305171

Email: fqlin520@126.com Website: www.powerfulmech.com



**PM8074**

N.W.:/G.W.: 11/12 kgs  
Package Size: 76x38x13 cm



**PM8075**

N.W.:/G.W.: 9/10 kgs  
Package Size: 76x38x13 cm



**PM8076**

N.W.:/G.W.: 8/8.5 kgs  
Package Size: 67x27x13 cm




**PM8077**


N.W.:/G.W.: 12/13 kgs  
Package Size: 80x22x16 cm



MODEL	CAPACITY (TON)	N.W.: (KG)	G.W.: (KG)	PACKAGE SIZE (CM)	20'FT CNTR (PC)
PM19012	12	42	44.5	113x25x31	315



MODEL	CAPACITY (TON)	N.W.: (KG)	G.W.: (KG)	PACKAGE SIZE (CM)	20'FT CNTR (PC)
PM19013	12	47	50	111x25x31	300



MODEL	CAPACITY (TON)	N.W.: (KG)	G.W.: (KG)	PACKAGE SIZE (CM)	20'FT CNTR (PC)
PM19014	12	53.5	56.5	111x25x31	300



# JIASHAN POWERFUL MACHINERY CO., LTD

JACK INTERNATIONAL TRADE CENTER, 518 JIASHAN ROAD, JIASHAN COUNTY,  
ZHEJIANG, P.R. CHINA ZIP CODE: 314100

TEL: 0086-573-84033180

FAX: 0086-573-84032939

MOBIL: 0086-13306730385

E-MAIL: [fyfan9622@126.com](mailto:fyfan9622@126.com)

[www.powerfulmech.com](http://www.powerfulmech.com)

[www.tradewheel.com](http://www.tradewheel.com) to [www.powerfulmachinery.com](http://www.powerfulmachinery.com), Ltd



## **Director Manager: Mr Jack**

Mobile No: +86 139 6730 5171

WeChat: +86 139 6730 5171

Email: [fqlin520@126.com](mailto:fqlin520@126.com)

## **General Manager: Mr Frank**

Mobile No: +86 133 6235 8370

WhatsApp: +86 133 6235 8370

Email: [frankjack222@126.com](mailto:frankjack222@126.com)